

Western Music Institute

2024 Praise and Worship Audition



This year, students will learn how to plan, arrange, and communicate musically within a team while receiving instruction on their instrument. To be considered for this class, all students must submit a video audition.

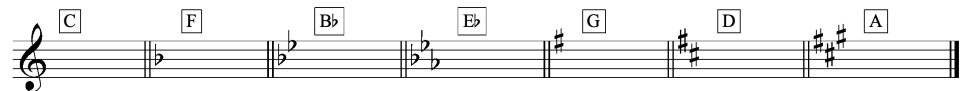
PREPARING FOR YOUR AUDITION

We understand that some of the songs may be challenging. We don't expect you to perform them flawlessly. Don't be discouraged if you can't get everything right. Doing your best will allow us to assess your current skill level.

GUITAR / KEYBOARD:

THINGS YOU SHOULD KNOW:

- The following Key Signatures



- The following progressions

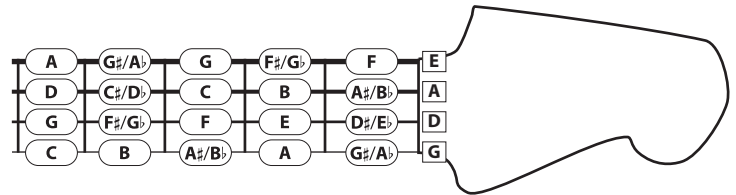
$$\begin{matrix} I / IV / V \\ 1 / 4 / 5 \end{matrix} \parallel \begin{matrix} I / vi / IV / V \\ 1 / 6 / 4 / 5 \end{matrix} \parallel \begin{matrix} I / vi / ii / V \\ 1 / 6 / 2 / 5 \end{matrix}$$

- The following chord shapes: **Maj** | **min** | **7** | **Maj⁷** | **dim**

BASS:

THINGS YOU SHOULD KNOW:

- The notes on the first five (5) frets of the bass guitar.



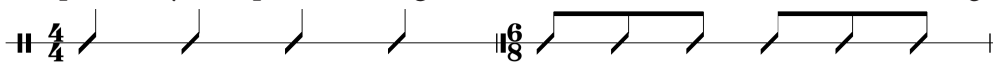
- The following progressions

$$\begin{matrix} I / IV / V \\ 1 / 4 / 5 \end{matrix} \parallel \begin{matrix} I / vi / IV / V \\ 1 / 6 / 4 / 5 \end{matrix} \parallel \begin{matrix} I / vi / ii / V \\ 1 / 6 / 2 / 5 \end{matrix}$$

DRUM:

THINGS YOU SHOULD KNOW:

- Keep a steady beat pattern (*using the kick, snare and hi-hats*) in the following Time Signatures.



NOTE: Guitar, keyboard, bass and drums use the audition resources to play “Graves Into Gardens” by *Elevation Worship* for your video audition. <http://bit.ly/WMIResource>

VOCALIST:

Use the audition resources to sing “**The Blessing**” by *Bethel Music*. **Male vocalist**, please sing the melody and tenor harmony part (*if you are able*). **Female vocalist**, please sing the melody and alto harmony part (*if you are able*).

<http://bit.ly/WMIResource> All vocalist should also sing a verse and chorus of a song of your choice in a cappella (*no accompaniment*).

CREATING AND SUBMITTING YOUR AUDITION VIDEO

REHEARSE:

Download the audition resources package from the following link.
<http://bit.ly/WMIResource>

RECORD:

Record your video using any smartphone. Since the audio is more important than the video, make sure that you're close enough to the mic.

UPLOAD:

Use the link below to upload your audition files. After attaching your files, you'll be asked to give your full name and your email address.
<http://bit.ly/WMIAudition>

Instructions for Praise and Worship Audition Instrumental



(Guitar, Bass, Keyboard and Drums)

REHEARSE:

Download the audition resources package from the following link.
<http://bit.ly/WMIResource>

RECORD:

Record your video using any smartphone. Since the audio is more important than the video, make sure that you're close enough to the mic.

UPLOAD:

Use the link below to upload your audition files. After attaching your files, you'll be asked to give your full name and your email address.
<http://bit.ly/WMIAudition>

REHEARSE:

To perform the song to the best of your ability, please take time to listen to the Band Track. Also, rehearse the song using the Performance Track provided.

Things to pay attention to:

- Tuning
- Tempo
- Subdivision
- Dynamics
- Rhythmic Patterns
- Chords

RECORD:

When recording your audition video, please record with the Performance Track as your Backing Track. Since we're more interested in what you are playing, don't have the Performance Track too loud in the recording.

At the beginning of the recording, please give us a brief introduction (Name, Corps, and how long you've been playing.) Also, record multiple takes of the song "**Graves Into Gardens**" and send us the best take.

UPLOAD:

Follow the above instructions to upload your video files. If you're having problems uploading your files, please contact Marlon Jones @ marlon.jones@usw.salvationarmy.org | please add "**Audition File Problem**" to the subject.

OTHER INSTRUMENTS:


If you would like to audition on a secondary instruments (not listed above,) feel free to do so. From time to time we have need for different instrumentation.

We have music for the following instruments:

- Flute
- Trumpet
- Trombone (BC & TC)
- Alto Sax
- Tenor Sax
- Violin
- Viola
- Cello

NOTE: You will be submitting one (1) file, no more than 90MB (*unless auditioning a secondary instrument.*)

Instructions for Praise and Worship Audition Vocalist



REHEARSE:

Download the audition resources package from the following link.
<http://bit.ly/WMIResource>

RECORD:

Record your video using any smartphone. Since the audio is more important than the video, make sure that you're close enough to the mic.

UPLOAD:

Use the link below to upload your audition files. After attaching your files, you'll be asked to give your full name and your email address.
<http://bit.ly/WMIAudition>

REHEARSE:

To perform the song to the best of your ability, please take time to listen to the Demo Tracks. **NOTE:** Male vocalists should sing the melody and the tenor harmony part when it appears in the songs. Female vocalists should sing the alto harmony and the melody part when it appears in the songs. Rehearse the song using the Performance Track provided.

Things to pay attention to:

- Tuning
- Tempo
- Subdivision
- Dynamics

RECORD:

When recording your audition video, please record with the Performance Track as your Backing Track (your choice song should be sung a cappella (*no accompaniment.*) Since we're more interested in what you are singing, don't have the Performance Track too loud in the recording.

At the beginning of the recording, please give us a brief introduction (Name, Corps, and how long you've been singing.) Also, record multiple takes of the song "**The Blessing**" and send us the best take.

UPLOAD:

Follow the above instructions to upload your video files. If you're having problems uploading your files, please contact Marlon Jones @ marlon.jones@usw.salvationarmy.org | please add "**Audition File Problem**" to the subject.

NOTE: You will be submitting a total of two (2) files, no more than 90MB / file.