

# WMI Vocal Audition - Alto

This sheet is to be used alongside the recorded audio when you video your vocal audition. Instructions of how to record the video can be found on [www.usamusicwest.org/wmi2024](http://www.usamusicwest.org/wmi2024). The audio is a continuous, roughly 7 minute recording that walks you through the process. Feel free to practice as much as you like but when you send in the video, please make sure it is a single, unedited video.


In the past we have done these auditions on the first day but it is a lengthy process, so the hope is that by submitting vocal auditions ahead of time, it will make the first day much easier, and hopefully be less stressful for you all! However, chocolate bribes are still encouraged! Everyone is in a choir, no matter what your major is, so these auditions determine which choir will help you learn and thrive the most.

## Section 1 - Scales

This section will let us know your singing range. Each time, you will hear the piano play a chord for 2 beats, then your starting note for another 2 beats. For the first two scales, you will sing up and down in quarter notes (1 beat) using the word 'La'. Don't repeat the top note!

(a) Bb Major - up and down

Piano Sing!



La la la etc...

Detailed description: This musical notation shows a piano accompaniment of a Bb Major chord (two flats) for two beats, followed by a vocal line starting on Bb. The vocal line ascends in quarter notes: Bb, C, D, Eb, F, G, Ab, Bb, then descends: Ab, G, F, Eb, D, C, Bb. The lyrics 'La la la etc...' are written below the notes.

(b) D Major - up and down

Piano Sing!



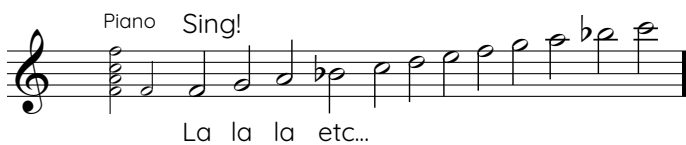
La la la etc...

Detailed description: This musical notation shows a piano accompaniment of a D Major chord (two sharps) for two beats, followed by a vocal line starting on D. The vocal line ascends in quarter notes: D, E, F#, G, A, B, C#, D, then descends: C#, B, A, G, F#, E, D. The lyrics 'La la la etc...' are written below the notes.

The next 2 scales will see how high and low you can go. Don't hurt yourself, but keep going until you reach your limit. Like before, the piano will play a chord for 2 beats, you'll hear your starting note for four 2 beats, but this time you will sing half notes (2 beats).

(c) F Major - Keep going up!

Piano Sing!




La la la etc...

Detailed description: This musical notation shows a piano accompaniment of an F Major chord (one flat) for two beats, followed by a vocal line starting on F. The vocal line ascends in half notes: F, G, A, Bb, C, D, E, F. The lyrics 'La la la etc...' are written below the notes.

(d) G Major - Keep going down!

Piano Sing!



La la la etc...

Detailed description: This musical notation shows a piano accompaniment of a G Major chord (one sharp) for two beats, followed by a vocal line starting on G. The vocal line descends in half notes: G, F, E, D, C, B, A, G. The lyrics 'La la la etc...' are written below the notes.

## Section 2 - Note Matching

This next section will test how accurate you are with tuning. You'll hear notes played on the piano and you simply have to sing them back. There is no written music for this section, so to practice, just sit at the piano, play random notes and sing them back.

(a) You will hear a single note and you just sing it back to the word 'la'. This will be done three times.

(b) You will hear a 2-note chord and be asked to sing back either the upper or lower note, using the word 'la'. This will be done twice.

(We're not done! There's more on the next couple of pages.)

## Section 3 - Sing a Melody

The purpose of the next section is for us to hear your voice in the context of singing a melody, and your musicianship. Feel free to make this your own. The music provided below is just a guide, but we want to hear your unique personality and style.

Hopefully you know this song, but if not, a link is provided on the website [www.usamusicwest.org/wmi2024](http://www.usamusicwest.org/wmi2024) and you can also access it on YouTube.

## Goodness of God

Jenn Johnson, Jason Ingram, Ben Fielding,  
Ed Cash, & Brian Johnson

The musical score is written in a single system with five staves. The key signature is three flats (B-flat major/D-flat minor) and the time signature is 4/4. The score includes guitar chords above the staff and lyrics below it. The lyrics are: "1. I love You, Lord. Oh, Your mer-cy nev-er fails me. All my days I've been held in Your hands. From the mo-ment that I wake up un - til I lay my head Oh, I will sing of the good-ness of God. And all my life You have been faith - ful. And all my life You have been so, so good. With ev-'ry breath that I am a - ble. Oh, I will sing of the good-ness of God." The chords are: Ab, Ab(sus4), Ab, Ab(sus4), Ab, Ab, Db, Ab, Eb/G, Fm, Db, Eb, Fm, Db, Ab, Eb/GFm, Db, Eb, Ab, Db, Ab, Db, Ab, Eb, Ab, Db, Eb, Ab.

Ab Ab(sus4) Ab Ab(sus4) Ab Ab Db

1. I love You, Lord. Oh, Your mer-cy nev-er fails

me. All my days I've been held in Your hands. From the mo-ment that I

wake up un - til I lay my head Oh, I will sing of the good-ness of God.

And all my life You have been faith - ful. And all my life You have been so, so good.

With ev-'ry breath that I am a - ble. Oh, I will sing of the good-ness of God.

(We're still not done! Just one more section on the next page.)

## Section 4 - Four Part Harmony

Almost there! This final section will test your ability to sing in parts. On the recording, you'll be given your starting note, followed by a brief 2-bar introduction, before you start to sing. The recording will have all the vocal lines on it. The demo, as well as soprano, alto, tenor, and bass rehearsal tracks are available on the website [www.usamusicwest.org/wmi2024](http://www.usamusicwest.org/wmi2024).

## This Kingdom

Geoff Bullock  
arr. Kenneth Smith

Piano

Sing! *f*

And this king-dom shall know no end, — And its glo-ry shall know no bounds,

— For the ma-jes-ty — and pow - er — of this king-dom's King has come; — And this

king-dom's reign — and this king-dom's rule — And this king-dom's pow - er and au -

tho-ri - ty, — Je - sus, God's right-eous-ness revealed.

All Done! Please upload file to the file share dropbox folder located at [www.usamusicwest.org/wmi2024](http://www.usamusicwest.org/wmi2024). Once you click on the link, it will say add file, and then choose photo library, and then your video will probably be the last thing there. You will be asked to add your name. Please use this format - last name, first name, part, vocal audition (no need for commas). Example - Smith Neil tenor vocal audition

Thank you. See you at WMI!